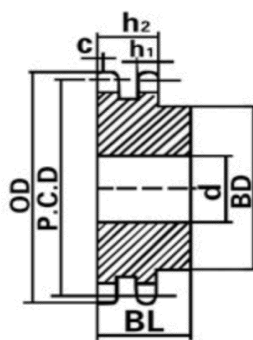
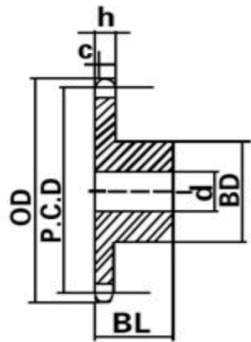
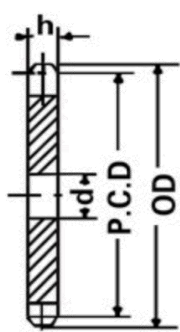


DIN SPROCKET



24B-1-2

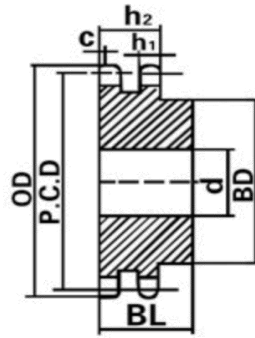
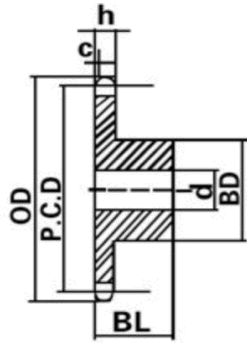
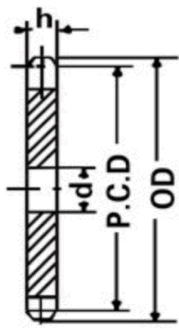
NOTE	mm
Pitch	38.1
Roller Φ	25.4
h	24.1
h1	23.6
h2	72

Dimensions: mm

Teeth	OD	Bore:d	Type B Simplex		Type B Duplex		Bore:d	Material
			Hub		Hub			
			BD	BL	BD	BL		
8	115.0	20	58	45	58	95	25	C45
9	126.4	20	70	45	70	95	25	
10	138.0	20	80	45	80	95	25	
11	150.0	25	90	50	90	100	25	
12	162.0	25	102	50	102	100	25	
13	174.2	25	114	50	114	100	25	
14	186.2	25	128	50	128	100	25	
15	198.2	25	140	50	140	100	25	
16	210.3	25	140	55	140	100	25	
17	222.3	25	141	55	150	100	25	
18	234.3	25	141	55	160	100	25	
19	246.5	25	142	55	160	100	25	
20	258.6	25	142	55	160	100	25	
21	270.6	25	150	60	160	100	25	
22	282.7	25	150	60	160	100	25	
23	294.8	25	150	60	160	100	25	
24	306.8	25	150	60	160	100	25	
25	319.0	25	150	60	160	100	25	
26	331.0	30	160	60	160	100	30	
27	343.2	30	160	60	160	100	30	
28	355.2	30	160	60	160	100	30	
29	367.3	30	160	60	160	100	30	
30	379.5	30	160	60	160	100	30	
31	391.6	30	160	60	170	100	30	
32	403.7	30	160	60	170	100	30	
33	415.8	30	160	60	170	100	30	
34	427.8	30	160	60	170	100	30	
35	440.0	30	160	60	170	100	30	
36	452.0	30	160	60	170	100	30	
37	464.2	30	160	60	170	100	30	
38	476.2	30	160	60	170	100	30	
39	488.5	30	160	60	170	100	30	
40	500.6	30	160	60	170	100	30	
42	524.7	30	168	99	180	133	40	
45	561.2	30	168	99	180	133	40	
46	573.3	30	168	99	180	133	40	
48	597.4	30	168	99	180	133	40	
50	621.7	30	168	99	180	133	40	
57	706.5	30	168	99	180	133	40	
60	742.8	30	168	99	180	133	40	
76	936.9	40	178	118	200	133	40	
95	1167.3	40	178	118	200	133	40	

* Plate wheel

DIN SPROCKET



28B-1-2

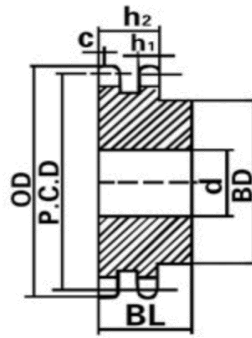
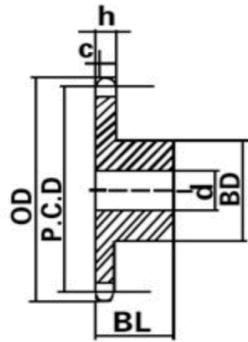
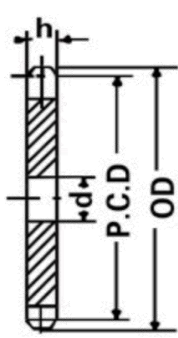
NOTE	mm
Pitch	44.45
Roller Φ	27.94
h	29.4
h1	28.8
h2	88.4

Dimensions: mm

Teeth	OD	Bore:d	Type B Simplex		Type B Duplex		Bore:d	Material
			Hub		Hub			
			BD	BL	BD	BL		
8	132.0	25	74	70	74	120	25	C45
9	148.4	25	88	70	88	120	25	
10	162.3	25	100	70	100	120	25	
11	176.3	25	112	70	112	120	25	
12	189.3	25	125	70	125	120	25	
13	204.2	25	130	70	130	120	25	
14	218.2	25	130	70	130	120	25	
15	232.3	25	145	70	145	120	30	
16	246.3	30	160	75	160	120	30	
17	260.0	30	160	75	160	120	30	
18	274.0	30	160	75	160	120	30	
19	289.0	30	160	75	180	120	30	
20	303.0	30	160	75	180	120	30	
21	317.0	30	170	75	180	120	30	
22	331.0	30	170	75	180	120	30	
23	345.0	30	170	75	180	120	30	
24	359.0	30	170	75	180	120	30	
25	373.0	30	170	75	180	120	30	
26	387.0	30	170	75	180	120	30	
27	401.0	30	170	75	180	120	30	
28	416.0	30	170	75	180	120	30	
29	430.0	30	170	75	180	120	30	
30	444.0	30	170	75	180	120	30	
31	458.0	30	180	75	200	120	30	
32	472.0	30	180	75	200	120	30	
33	486.0	30	180	75	200	120	30	
34	500.0	30	180	75	200	120	30	
35	514.0	30	180	75	200	120	30	
36	529.0	30	180	75	200	120	30	
37	543.0	30	180	75	200	120	30	
38	557.0	30	180	75	200	120	30	
39	571.0	30	180	75	200	120	30	
40	585.0	30	180	75	200	120	30	
45	656.0	30	180	75	200	150	40	
50	726.0	30	180	75	200	150	40	
57	825.0	40	180	123	200	150	40	
60	869.0	40	180	123	200	150	40	

* Plate wheel

DIN SPROCKET



32B-1-2

NOTE	mm
Pitch	50.8
Roller Φ	29.21
h	29.4
h1	28.8
h2	87.4

Dimensions: mm

Teeth	OD	Bore:d	Type B Simplex		Type B Duplex		Material	
			Hub		Hub			
			BD	BL	BD	BL		Bore:d
8	153.2	25	82	80	82	120	25	C45
9	169.0	25	88	80	88	120	25	
10	185.0	25	104	80	104	120	25	
11	200.8	30	120	80	120	120	25	
12	216.8	30	133	80	133	120	25	
13	232.8	30	145	80	145	120	25	
14	248.8	30	160	80	160	120	25	
15	264.8	30	160	80	160	120	30	
16	280.9	30	160	90	160	120	30	
17	296.9	30	170	90	180	120	30	
18	313.0	30	170	90	180	120	30	
19	329.1	30	170	90	200	120	30	
20	345.2	30	180	90	200	120	30	
21	361.3	30	180	90	200	120	30	
22	377.5	30	180	90	200	120	30	
23	393.6	30	180	90	200	120	30	
24	409.7	30	180	90	200	120	30	
25	425.8	30	180	90	200	120	30	
26	441.9	30	180	90	200	120	30	
27	458.1	30	180	90	200	120	30	
28	474.2	30	180	90	200	120	30	
29	492.0	30	180	90	200	120	30	
30	506.5	30	180	90	200	120	30	
32	538.8	30	180	90	220	148	30	
35	589.5	30	180	90	220	148	30	
38	635.5	30	180	90	220	148	30	
40	670.3	30	180	90	220	148	30	
45	751.0	40	218	123	220	148	40	
50	831.8	40	218	123	220	148	40	
57	945.0	40	218	123	220	148	40	
60	993.4	40	218	123	220	148	40	

* Plate wheel